

## 分光色宝 使用说明书

### 产品说明

使用产品前请仔细阅读本说明书,并妥善保管。

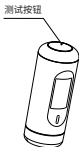


屏幕

测试孔



校准盖



测试按钮

### 快速使用指南

#### 1.开机并测量

按下开机



单机测量



连接APP测量

L\*89.6  
a\*35.9  
b\*35.5

#### 2.单机如何测色差



测标准

长按2秒



进入样品测量界面



测样品,得出色差

长按10秒



#### 3.关机

### 基本参数

产品名称:	CR20
测量结构:	45/0
测试指标:	RGB,Hex,Lab,LCh,HSB,LRV, 光谱反射率,HunterLab,CIE-Luv,XYZ,Yxy, 色差(ΔE*ab,ΔE*cmc,ΔE*94,ΔE*00), 白度(ASTM E313-00,ASTM E313-73, CIE/ISO,AATCC,Hunter,TaubeBergerStensby), 黄度(ASTM D1925,ASTM E313-00, ASTM E313-73),黑度(MydM), 沾色牢度,变色牢度,Tint(ASTM E313-00), 色密度CMYK(A,T,E,M),同色异谱指数Milm, 孟塞尔,遮盖力,力份(染料强度,着色力)
照明光源:	LED(全波段均衡LED光源)
测量口径:	4mm
波长间隔:	10nm
波长范围:	400nm-700nm
短期重复性 <sup>※</sup> :	ΔE*00≤0.05
台间差 <sup>※※</sup> :	ΔE*00<0.4
测量精度:	0.1
测量时间:	1.0s
接口:	USB,蓝牙
光源条件:	A,B,C,D50,D55,D65,D75,F1,F2,F3, F4,F5,F6,F7,F8,F9,F10,F11,F12, CWF,U30,U35,DLF,NBF,TL83,TL84
视场角:	2°,10°
屏幕:	IPS全彩屏幕(135*240,1.14inch)
电池容量:	单次充满电可连续测量5000次
语言:	中文,英语
校准:	自动校准
软件支持:	Andriod,IOS,微信小程序,Windows
重量:	约75g
体积:	直径:33mm,高度:84mm
存储:	APP海量存储

※ 每间隔5s测量白板30次

※※ BCRA II 系列12块色砖测量平均值

\*参数如有修改,恕不另行通知

### 保修说明

本产品售后服务严格依据《中华人民共和国消费者权益保护法》《中华人民共和国产品质量法》实行售后三包服务,服务内容如下:

- 1、自您签收日起7日内,本产品出现《产品性能故障表》所列性能故障的情况,经由本司售后服务中心检测确定,可免费享受退货或换货服务;
- 2、自您签收日起8-15日内,本产品出现《产品性能故障表》所列性能故障的情况,经由本司售后服务中心检测确定,可免费享受换货或维修服务;
- 3、自您签收日起12个月内,本产品出现《产品性能故障表》所列性能故障的情况,经由本司售后服务中心检测确定,可免费享受维修服务。

#### 提示信息

因运输过程中需用包装箱保证产品运输安全,建议自签收日起至至少保留包装箱30天。

#### 非保修条例

- 1、未经授权维修、误用、碰撞、疏忽、滥用、进液、事故、改动、使用非本产品配件或撕毁涂改标签防伪标记;
- 2、已超过三包有效期;
- 3、因不可抗力造成的破坏;
- 4、不符合《产品性能故障表》所列性能故障的情况;
- 5、因人为原因导致非本产品及其配件产生《产品性能故障表》所列性能故障。

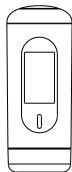
### 警告

- 请勿尝试拆卸或更换仪器内部零件如需服务请联系代理商或官方客服。
- 请勿将仪器放置于热源或直接暴露在炉火旁。
- 若任何液体不小心进入仪器,请立即关闭仪器电源。
- 本产品及内部零件如被儿童误食可能导致窒息等危险。

### 性能故障表

名称	性能故障
分光色宝	1、电源指示灯不亮(电池没电除外); 2、仪器开关卡滞,不能正常开关; 3、仪器显示器无法正常显示; 4、测量光源不亮;

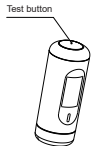
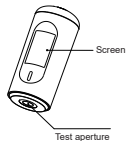
合格证  
已验证



## ColoriMeter Operation Instruction

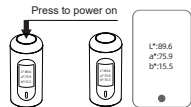
### Product introduction

Please read this manual carefully before using the product.



### Quick guide

#### 1.Power on



power on

APP Measurement/  
Instrument measurement

#### 2.How to measure color difference



Measurement standard

Long press 2s

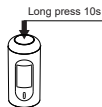


Transfer to sample measurement interface



Measure the sample to get the color difference

#### 4.Turn on



Long press 10s

### Parameters

Product name: CR20  
Geometry and Angle: 45/0  
Color Value: RGB,Hex,Lab,LCh,HSB,LRV,  
Spectral Reflectance,HunterLab,  
CIE-Luv,XYZ,Yxy,ColorDifference  
( $\Delta E^*ab, \Delta E^*cmc, \Delta E^*94, \Delta E^*00$ ),  
WI(ASTM E313-00,ASTM E313-73,CIE/ISO,  
AATCC,Hunter,TaubeBergerStensby),  
YI(ASTM D1925,ASTM E313-00,  
ASTM E313-73),  
Blackness (My,dM) ,Color fastness,  
Tint(ASTM E313-00),ColorDensity  
CMYK(A,T,E,M),Milm,  
Munsell,Opacity,Dye strenght,ColorStrenght  
Lighting condition:  
LED(Full Scale Visible Wavelength Range)  
Aperture: 4mm  
Wavelength Interval: 10nm  
Wavelength Range: 400nm-700nm  
Observer Angle<sup>①</sup>:  $\Delta E^*00 \leq 0.05$   
Inter-instrument agreement<sup>②③</sup>:  $\Delta E^*00 < 0.4$   
Display Resolution: 0.1  
Measurement Time: 1.0s  
Interface: USB, Bluetooth  
Light source: A,B,C,D50,D55,D65,D75,F1,F2,F3,  
F4,F5,F6,F7,F8,F9,F10,F11,F12,  
CWF,U30,U35,DLF,NBF,TLB3,TLB4  
Angle of field: 2°, 10°  
Screen: IPS full color screen (135 \* 240,1.14inch)  
Battery: 5,000 continuous test per-charge  
Language: Chinese, English  
Calibration: Automatic calibration  
Software support:  
Andriod,IOS,Wechat applet,Windows  
Weight: About 75g  
Volume: Diameter:33mm, Height:84mm  
Storage: App mass storage

① Measure while tile 30 times at 5-seconds interval

②③ BCRA Series II ,average measurement of 12 tiles

\*Parameters are subject to change without notice

### Warranty instructions

#### Reminder

It is recommend that keep the packing box for at least 30 days as the packing box is required to ensure the safety of transportation.

#### Non warranty regulations

1. Unauthorized repair, misuse, accident, modification, use of non official accessories.
2. Instrument is out of warranty.
3. Damage caused by force.
4. Not the performance failure listed in the product performance failure table.
5. Performance failure caused by human factors.

### Warning

- Do not attempt to disassemble or replace any part of the equip ment. Please contact the agent or official customer service for after sales service.
- Do not place the equipment near heat source or directly expose to the fire.
- If any liquid enters the equipment, please power off the equipment immediately.
- This product contains small parts. It may cause suffocation and other hazards, if swallowed by children.

### Product performance failure table

Name	Performance failure
ColoriMeter	<ol style="list-style-type: none"> <li>1.The equipment can't power on</li> <li>2. The equipment's button can't work normally.</li> <li>3.Equipment screen fails to work normally.</li> <li>4. Equipment lightsource fails to work normally.</li> </ol>

Qualified  
Tested